


How to Make a Training Video

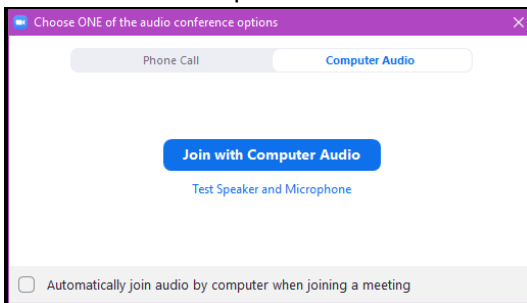
1) Open Zoom:



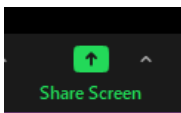
2) Click on New Meeting:



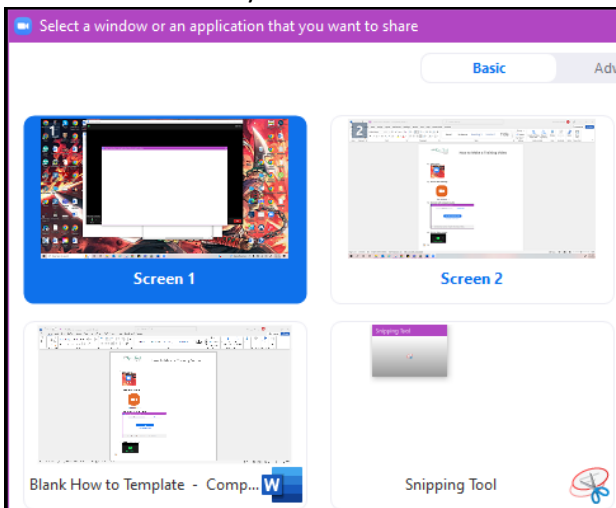
3) Click Join with Computer Audio:



4) Click on Share Screen:

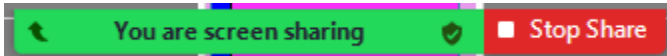


5) Select which screen you want to share:

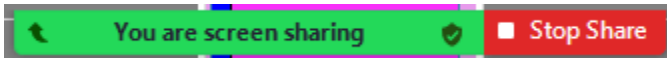


How to Make a Training Video

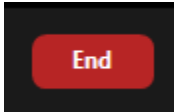
6) Hover over the shield icon, find the ellipses, select record:



7) When you are finished, follow the steps from step 6 but choose stop record and stop share:



8) End the meeting:



9) Once the video is converted you will be able to rename it and save it wherever you would like:

