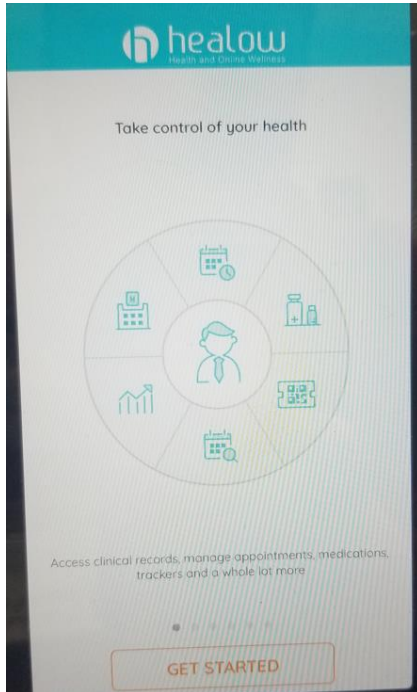
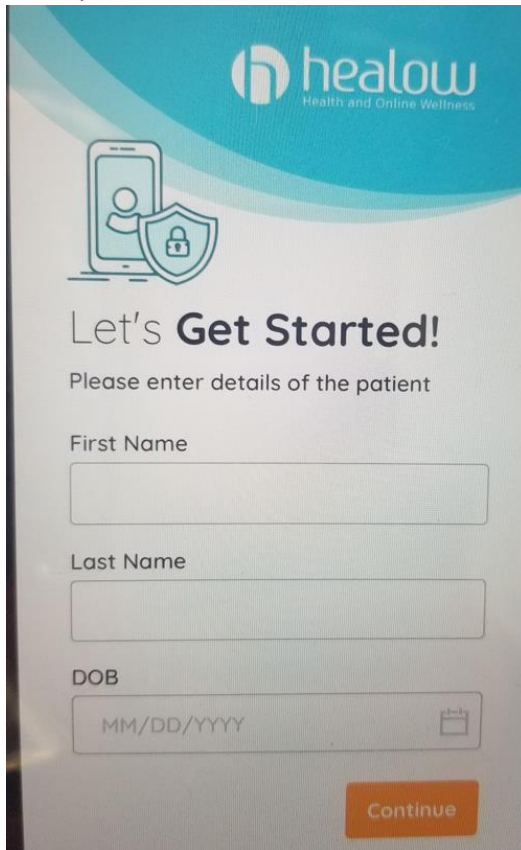


Sign up for Patient Portal App

- 1) Make sure you have a lock set on your phone. Download the Healow app and open it:



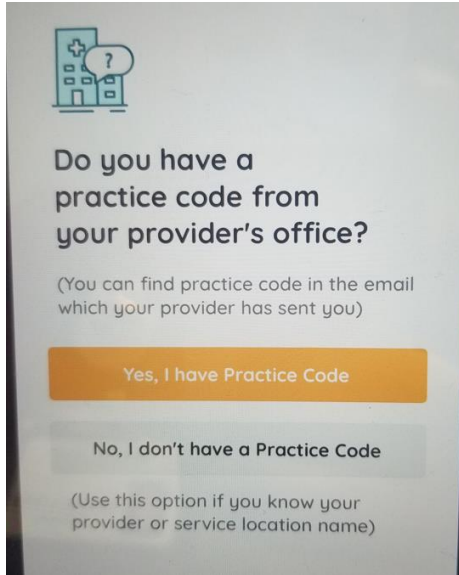
- 2) Enter your first name, last name, and date of birth:



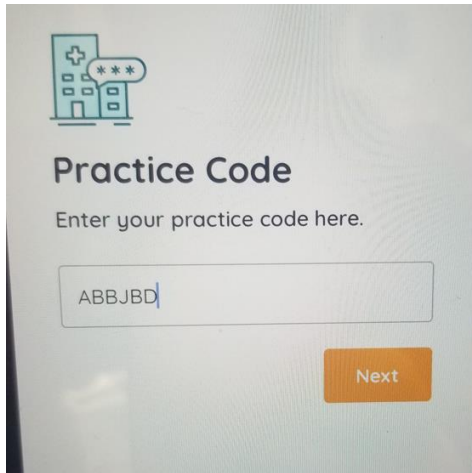
The screenshot shows the Healow app's sign-up screen. At the top, the Healow logo is displayed with the tagline "Health and Online Wellness". Below the logo, there is an illustration of a smartphone with a person icon and a shield with a lock. The text "Let's Get Started!" is prominently displayed, followed by "Please enter details of the patient". There are three input fields: "First Name", "Last Name", and "DOB". The "DOB" field has a placeholder "MM/DD/YYYY" and a calendar icon. At the bottom right, there is a "Continue" button.

Sign up for Patient Portal App

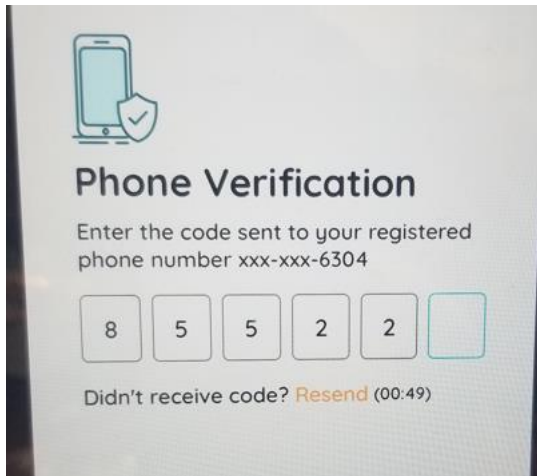
3) Click Yes, I have a Practice Code:



4) Enter ABBJBD:

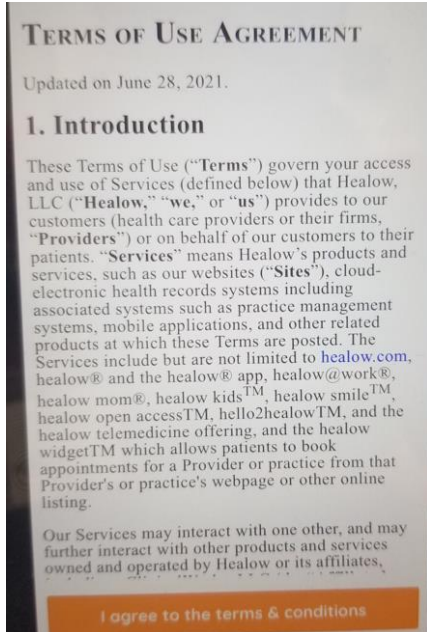


5) You will receive a text message with a verification code, enter that code:



Sign up for Patient Portal App

6) Read and agree to terms and conditions:



7) Create and confirm a 6-digit pin on the next two screens:

