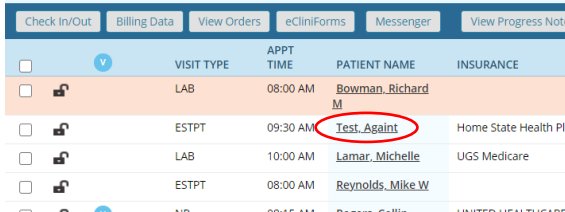


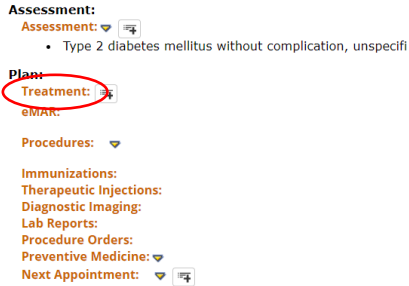
How to Order a Screening Mammogram:

1. Select Patient Progress note.



	VISIT TYPE	APPT TIME	PATIENT NAME	INSURANCE
<input type="checkbox"/>	LAB	08:00 AM	Bowman, Richard M	
<input type="checkbox"/>	ESTPT	09:30 AM	Test, Againt	Home State Health Pl
<input type="checkbox"/>	LAB	10:00 AM	Lamar, Michelle	UGS Medicare
<input type="checkbox"/>	ESTPT	08:00 AM	Reynolds, Mike W	

2. Select Treatment.

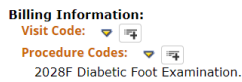


Assessment:
Assessment: [X]
• Type 2 diabetes mellitus without complication, unspecifi

Plan:
Treatment: [X]
EMARK:

Procedures: [X]

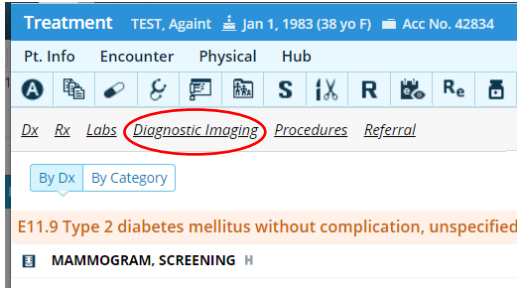
Immunizations:
Therapeutic Injections:
Diagnostic Imaging:
Lab Reports:
Procedure Orders:
Preventive Medicine: [X]
Next Appointment: [X]



Billing Information:
Visit Code: [X]
Procedure Codes: [X]
2028F Diabetic Foot Examination.

Images:

3. Select Diagnostic Imaging.



Treatment TEST, Againt Jan 1, 1983 (38 yo F) Acc No. 42834

Pt. Info Encounter Physical Hub

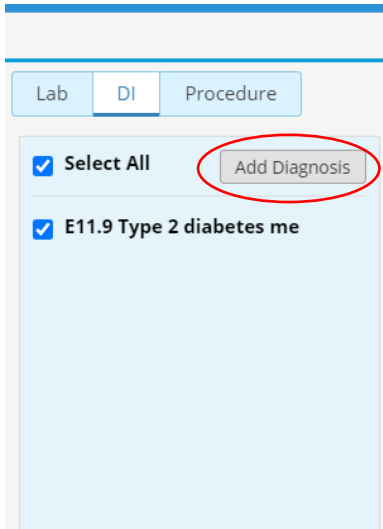
[Dx](#) [Rx](#) [Labs](#) [Diagnostic Imaging](#) [Procedures](#) [Referral](#)

By Dx By Category

E11.9 Type 2 diabetes mellitus without complication, unspecified

MAMMOGRAM, SCREENING H

4. Add Appropriate Diagnosis for Imaging.



Lab DI Procedure

Select All

E11.9 Type 2 diabetes me

5. Search for Mammogram.

The screenshot shows a software interface with tabs for 'Lab', 'DI', and 'Procedure'. The 'DI' tab is active. On the left, there are checkboxes for 'Select All' and 'E11.9 Type 2 diabetes me'. A search bar labeled 'Search Order' contains the text 'Mammo'. Below the search bar are filters for 'Filter By' and 'DI Company'. A table lists search results with columns 'IH', 'Order Name', and 'DI Companies'.

IH	Order Name	DI Companies
	Mammogram	
	Mammogram (Bilateral), Diagnostic comput...	
	Mammogram, left breast	
	Mammogram, right breast	
	MAMMOGRAM, SCREENING	

6. Select MAMMOGRAM, SCREENING. If a different mammogram is needed select the appropriate.

This screenshot is identical to the previous one, but the 'MAMMOGRAM, SCREENING' row in the table is highlighted with a red circle, indicating it has been selected.

7. Exit out of all screens until you come back to progress note.
8. Click on Mammogram order.

Plan:

Treatment:

Type 2 diabetes mellitus without complication, unspecified wheth
Imaging:MAMMOGRAM, SCREENING

eMAR:

9. Make sure all information is correct. All diagnostic imaging should go to Ashley Vajen

Diagnostic Imaging TEST, Againt Jan 1, 1983 (38 yo F) Acc No. 42834

Test, Againt, 38 Y, F INFO HUB ASK EVA

821 Westwood, Sedalia, MO65301
01/01/1983 | 660-826-4774
mlynch@kathyhealth.org

Allergies Billing Alerts

Medical Summary CDSS Rx Labs DI Procedures Growth Chart Imm

Test, Againt, 38 Y F

Provider TEDROW, JEFFREY Hig

Facility Katy Trail Com Health Warsaw Fut

Assigned To Vajen, Ashley ☆ ...

DI MAMMOGRAM, SCREENING ...

10. If Patient requests to go to specific diagnostic center put this request into the notes section.

Diagnostic Imaging TEST, Againt Jan 1, 1983 (38 yo F) Acc No. 42834

Test, Againt, 38 Y, F INFO HUB ASK EVA

821 Westwood, Sedalia, MO65301
01/01/1983 | 660-826-4774
mlynch@kathyhealth.org

Allergies Billing Alerts

Medical Summary CDSS Rx Labs DI Procedures Growth Chart Imm T

Test, Againt, 38 Y F

Provider TEDROW, JEFFREY High f

Facility Katy Trail Com Health Warsaw Future

Assigned To Vajen, Ashley ☆ ...

DI MAMMOGRAM, SCREENING ...

Order Date 01/12/2021 Interface Status

Collection Data

Performed Date 01/12/2021

Body Site ...

Assessments

E11.9 Type 2 diabetes mellitus without complication, unspecified w...

Notes

11. When order is complete close out of box.