
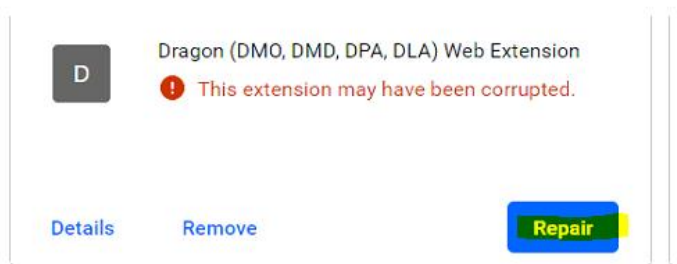


How To Fix a Corrupted Dragon Extension

1. Open a google chrome webpage
2. Select the ... icon in the top right corner
3. Select **More Tools** from the drop down
4. Select **Extensions** from the pop out box

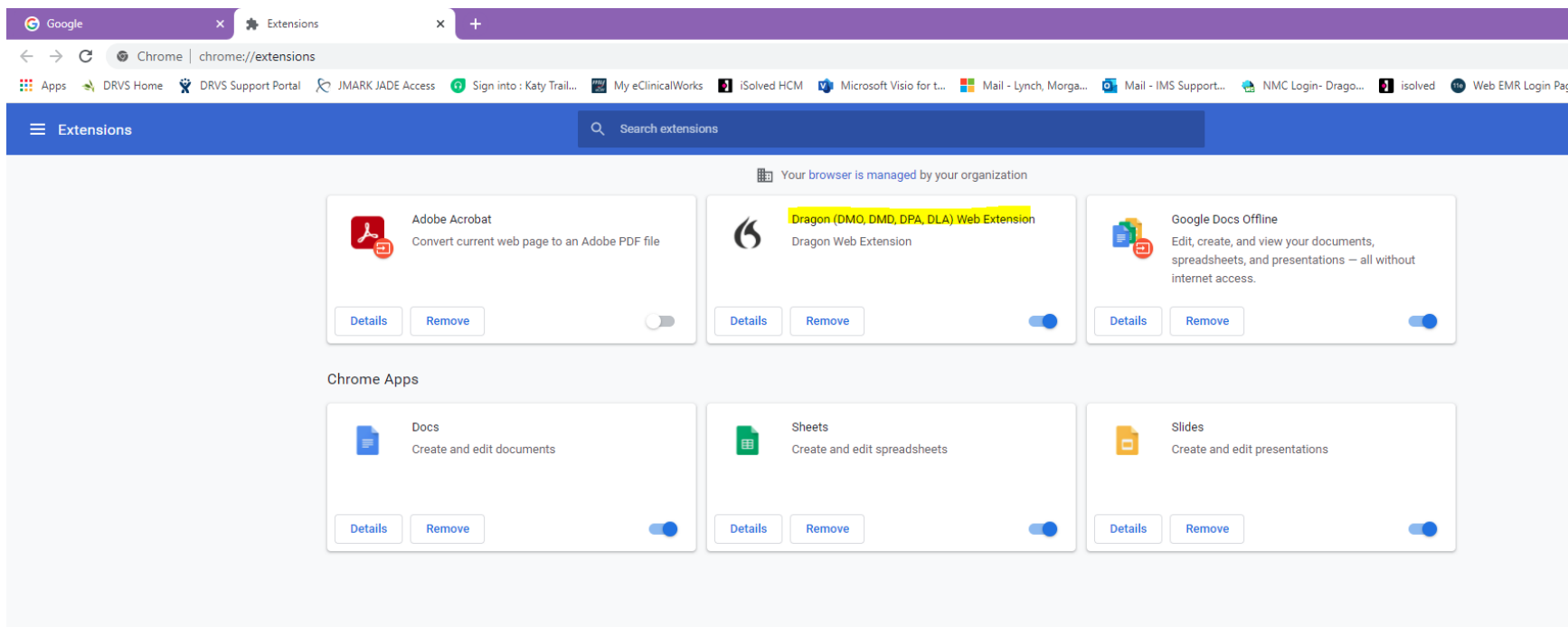


5. Look for the **Dragon (DMO, DMD, DPA, DLA) Web Extension** option. It will state that the extension has recently been corrupted. You will see a **Repair** option. Select the word **Repair**.



How To Fix a Corrupted Dragon Extension

6. It will take only a few seconds for the extension to fix itself and the message about the extension being corrupted will go away.
 - a. Note: The extension may disappear while it is fixing but it will then show back up fixed.



7. You will need to completely close all chrome windows and completely log out of eCW. Log back in and continue working as normal.