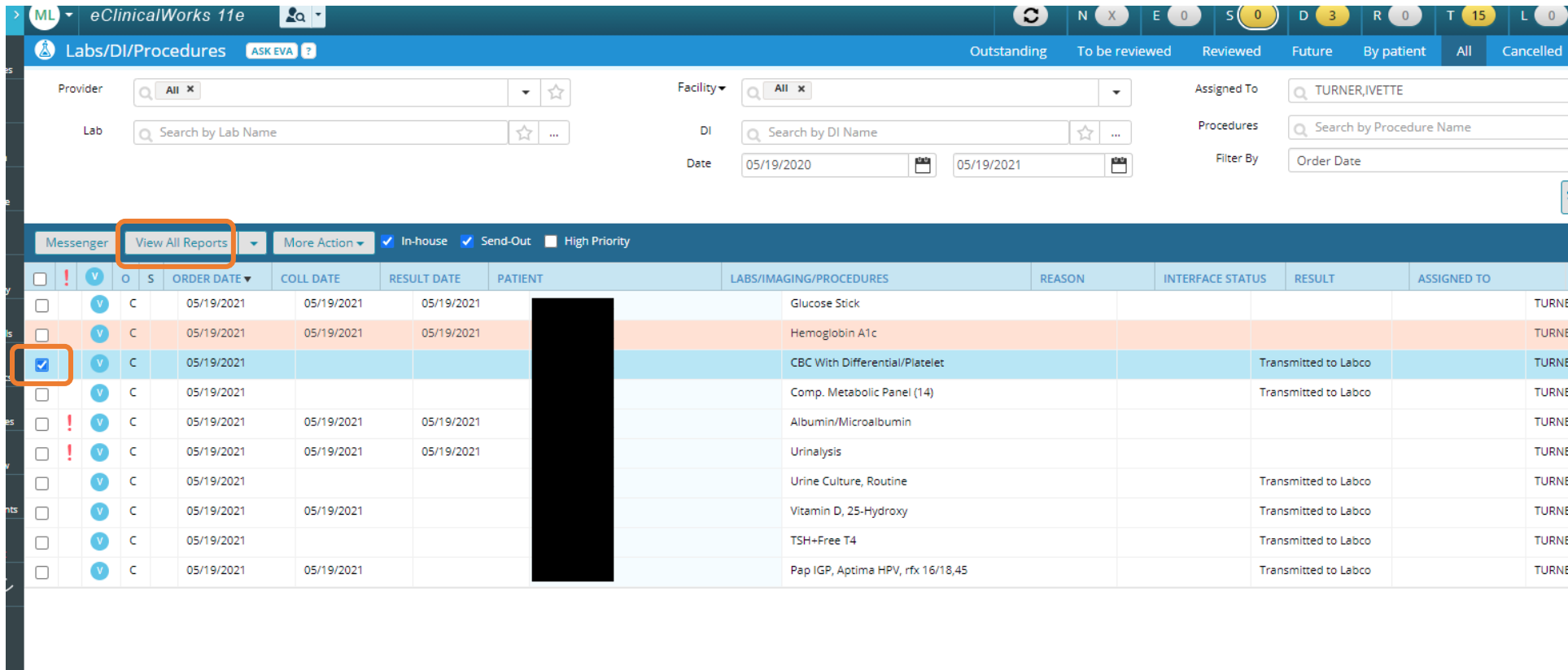


How To Review Labs

1. When lab is returned, the provider will open their L jelly bean. The **To be reviewed** window will open with pending labs.
2. The provider will select one checkbox and then choose the **View All Reports** icon

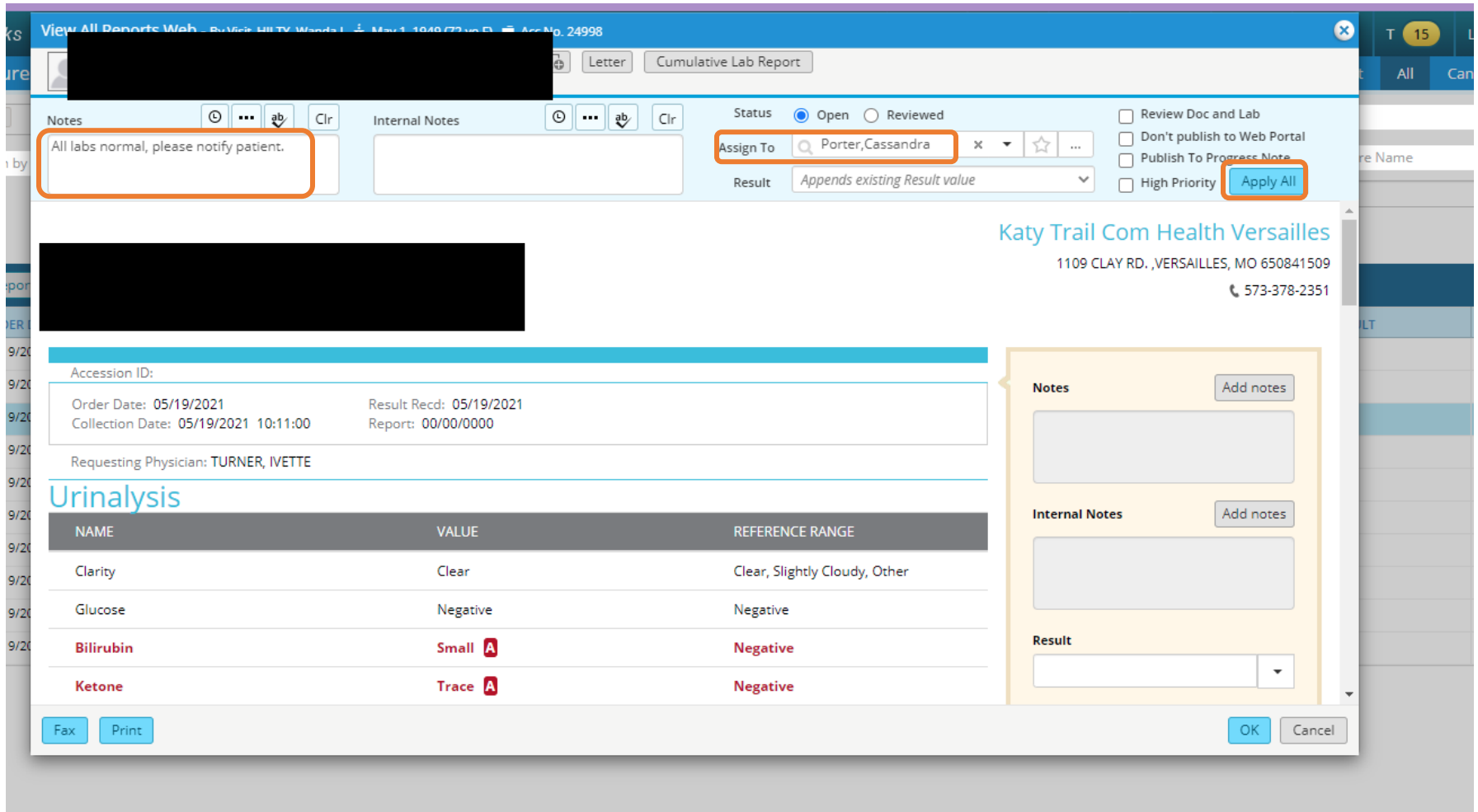


The screenshot shows the eClinicalWorks 11e interface for 'Labs/DI/Procedures'. The top navigation bar includes tabs for 'Outstanding', 'To be reviewed', 'Reviewed', 'Future', 'By patient', 'All', and 'Cancelled'. The 'To be reviewed' tab is active. Search filters for Provider, Facility, Lab, and Date are visible. The main table lists lab results with columns for checkboxes, status (V, C), order date, collection date, result date, patient name, lab name, reason, interface status, result, and assigned to. The 'View All Reports' button in the top toolbar and a checkbox in the first column of the table are highlighted with orange boxes.

	V	C	ORDER DATE	COLL DATE	RESULT DATE	PATIENT	LABS/IMAGING/PROCEDURES	REASON	INTERFACE STATUS	RESULT	ASSIGNED TO
<input type="checkbox"/>	V	C	05/19/2021	05/19/2021	05/19/2021	[REDACTED]	Glucose Stick				TURNER, IVETTE
<input type="checkbox"/>	V	C	05/19/2021	05/19/2021	05/19/2021	[REDACTED]	Hemoglobin A1c				TURNER, IVETTE
<input checked="" type="checkbox"/>	V	C	05/19/2021			[REDACTED]	CBC With Differential/Platelet			Transmitted to Labco	TURNER, IVETTE
<input type="checkbox"/>	V	C	05/19/2021			[REDACTED]	Comp. Metabolic Panel (14)			Transmitted to Labco	TURNER, IVETTE
<input type="checkbox"/>	V	C	05/19/2021	05/19/2021	05/19/2021	[REDACTED]	Albumin/Microalbumin				TURNER, IVETTE
<input type="checkbox"/>	V	C	05/19/2021	05/19/2021	05/19/2021	[REDACTED]	Urinalysis				TURNER, IVETTE
<input type="checkbox"/>	V	C	05/19/2021			[REDACTED]	Urine Culture, Routine			Transmitted to Labco	TURNER, IVETTE
<input type="checkbox"/>	V	C	05/19/2021	05/19/2021		[REDACTED]	Vitamin D, 25-Hydroxy			Transmitted to Labco	TURNER, IVETTE
<input type="checkbox"/>	V	C	05/19/2021			[REDACTED]	TSH+Free T4			Transmitted to Labco	TURNER, IVETTE
<input type="checkbox"/>	V	C	05/19/2021	05/19/2021		[REDACTED]	Pap IGP, Aptima HPV, rfx 16/18,45			Transmitted to Labco	TURNER, IVETTE

How To Review Labs

3. This will open all labs resulted back and pending for that patient. The provider can scroll through and document individually on each lab or utilize the top box to document on all labs at once.
4. To document on all labs at once, enter the note in the note box. Then select the assigned to or any additional check box/information. Note: Do not mark the lab as reviewed or it will set the lab as "Done" and not forward.
5. Select **Apply All** and the information documented in #4 will apply to all labs. Select **OK** to save and close.



View All Reports Web - Patient: HILTY, Wendy L. - May 19, 2021 10:11:00 AM - App No. 24998

Letter Cumulative Lab Report

Notes: All labs normal, please notify patient.

Internal Notes:

Status: Open Reviewed

Assign To: Porter, Cassandra

Result: Appends existing Result value

Review Doc and Lab
 Don't publish to Web Portal
 Publish To Progress Note
 High Priority

Apply All

Katy Trail Com Health Versailles
 1109 CLAY RD., VERSAILLES, MO 650841509
 573-378-2351

Accession ID:

Order Date: 05/19/2021 Result Recd: 05/19/2021
 Collection Date: 05/19/2021 10:11:00 Report: 00/00/0000

Requesting Physician: TURNER, IVETTE

Urinalysis

NAME	VALUE	REFERENCE RANGE
Clarity	Clear	Clear, Slightly Cloudy, Other
Glucose	Negative	Negative
Bilirubin	Small A	Negative
Ketone	Trace A	Negative

Notes: Add notes

Internal Notes: Add notes

Result:

Fax Print OK Cancel

View All Reports Web - By Visit: HILTY, Wanda L. - May 1, 1949 (72) - App No. 24998

Letter Cumulative Lab Report

Notes [Add Note] [Clear] Internal Notes [Add Note] [Clear] Status Open Reviewed

Assign To [Search] [Star] [More] Review Doc and Lab
 Don't publish to Web Portal
 Publish To Progress Note
 High Priority Apply All

Result Appends existing Result value

Accession ID: [Redacted]

Order Date: 05/19/2021 Result Recd: 05/19/2021
 Collection Date: 05/19/2021 10:11:00 Report: 00/00/0000

Requesting Physician: TURNER, IVETTE

Urinalysis

NAME	VALUE	REFERENCE RANGE
Clarity	Clear	Clear, Slightly Cloudy, Other
Glucose	Negative	Negative
Bilirubin	Small A	Negative
Ketone	Trace A	Negative
S G (specific gravity)	>=1.030 A	<=1.005, 1.010
Blood	Trace-intact A	Negative
PH	5.0	5.0, 5.5, 6.0, 6.5, 7.0, 7.5, 8.0, 8.5

Fax Print

Notes [Add notes]

All labs normal, please notify patient.

Internal Notes [Add notes]

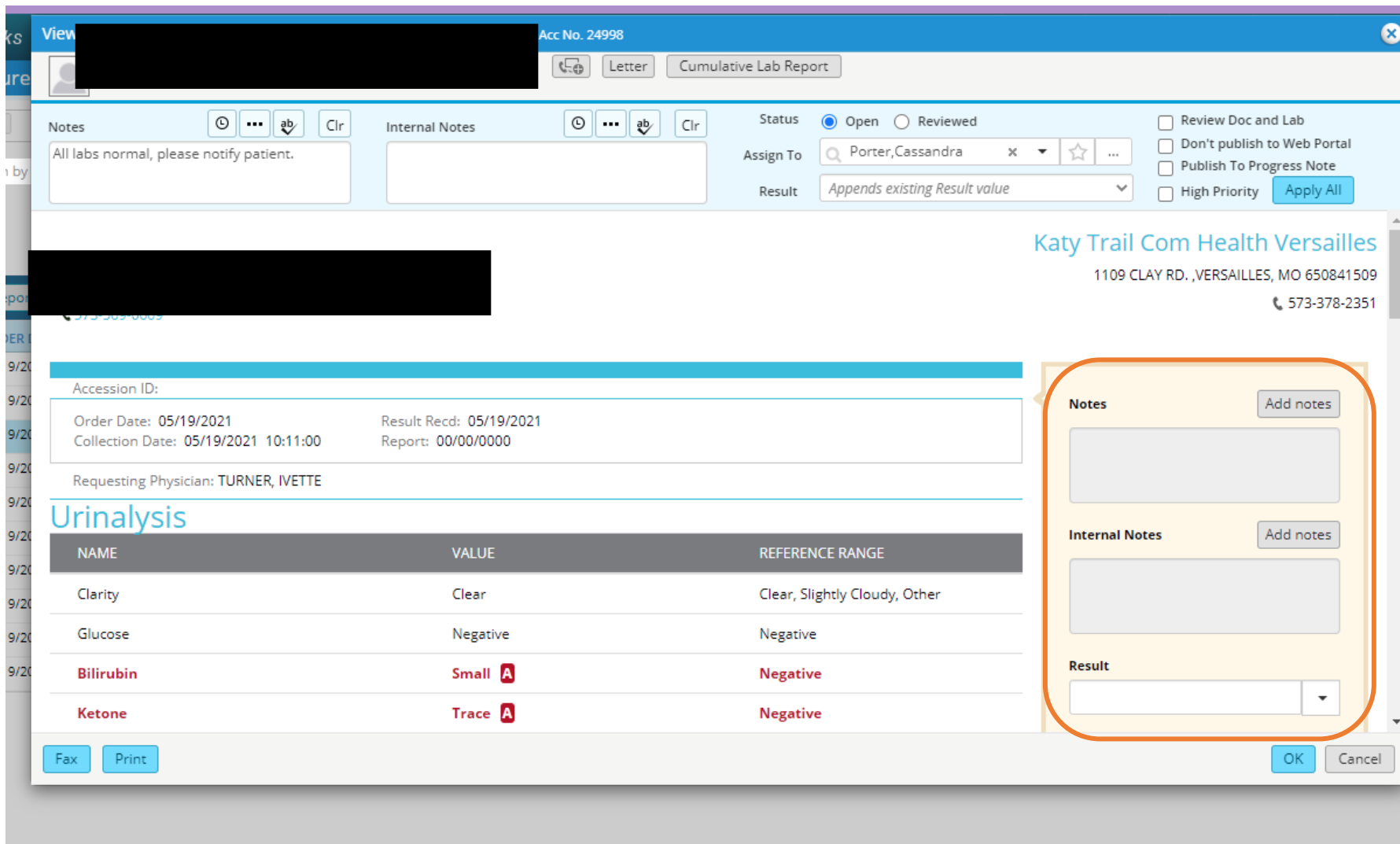
Result [Dropdown]

Assigned To [Search] Porter, Cass [Star] [More]

Status Open Reviewed

OK Cancel

6. If the provider does not want to document on all items, they can individually document or add notes to the results using the yellow boxes to the right of the individual labs.



The screenshot shows a web-based lab review interface. At the top, there is a header with 'View' and 'Acc No. 24998'. Below this are buttons for 'Letter' and 'Cumulative Lab Report'. The interface includes sections for 'Notes' (containing the text 'All labs normal, please notify patient.'), 'Internal Notes', 'Status' (set to 'Open'), 'Assign To' (Porter, Cassandra), and 'Result' (Appends existing Result value). There are also checkboxes for 'Review Doc and Lab', 'Don't publish to Web Portal', 'Publish To Progress Note', and 'High Priority', along with an 'Apply All' button.

The main content area displays the patient's name 'Katy Trail Com Health Versailles' and address '1109 CLAY RD., VERSAILLES, MO 650841509'. Below this is a table with lab results:

NAME	VALUE	REFERENCE RANGE
Clarity	Clear	Clear, Slightly Cloudy, Other
Glucose	Negative	Negative
Bilirubin	Small A	Negative
Ketone	Trace A	Negative

At the bottom of the interface are 'Fax' and 'Print' buttons. A yellow box with rounded corners is overlaid on the right side of the report, containing three sections: 'Notes' with an 'Add notes' button and a text area, 'Internal Notes' with an 'Add notes' button and a text area, and 'Result' with a dropdown menu. The 'Notes' and 'Internal Notes' sections are currently empty.