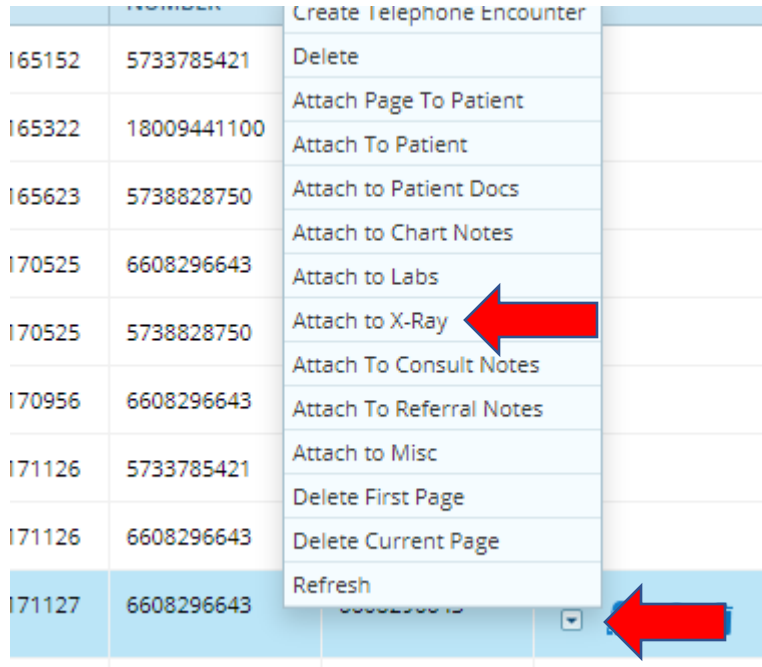
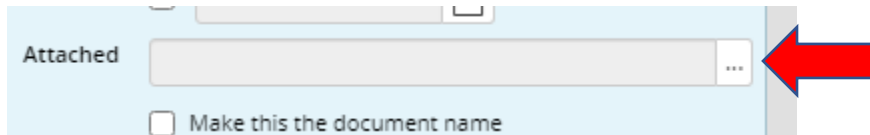


How to attach Diagnostic results

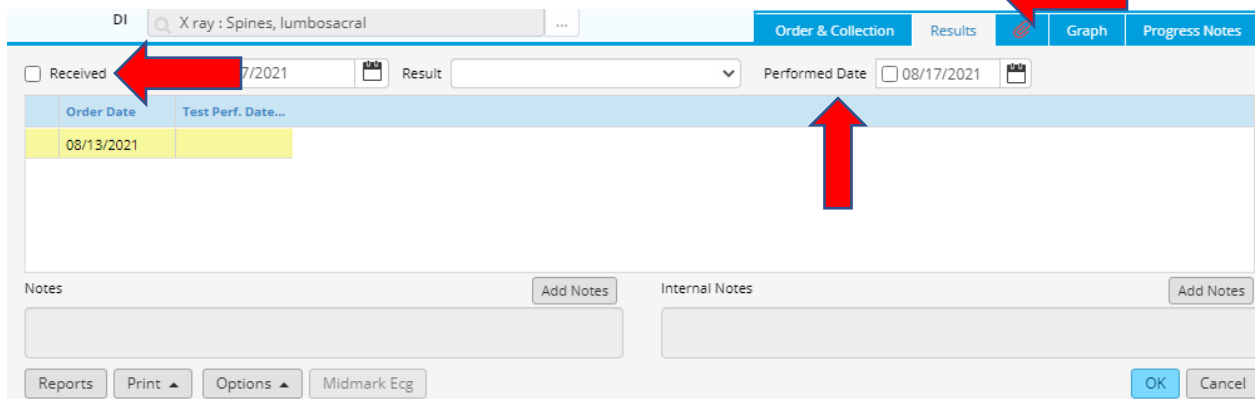
1. Click on the down arrow and select "Attach to X-ray"



2. Search for patient and then using your naming convention, name the document.
3. Click on the 3 dots next to the attach box

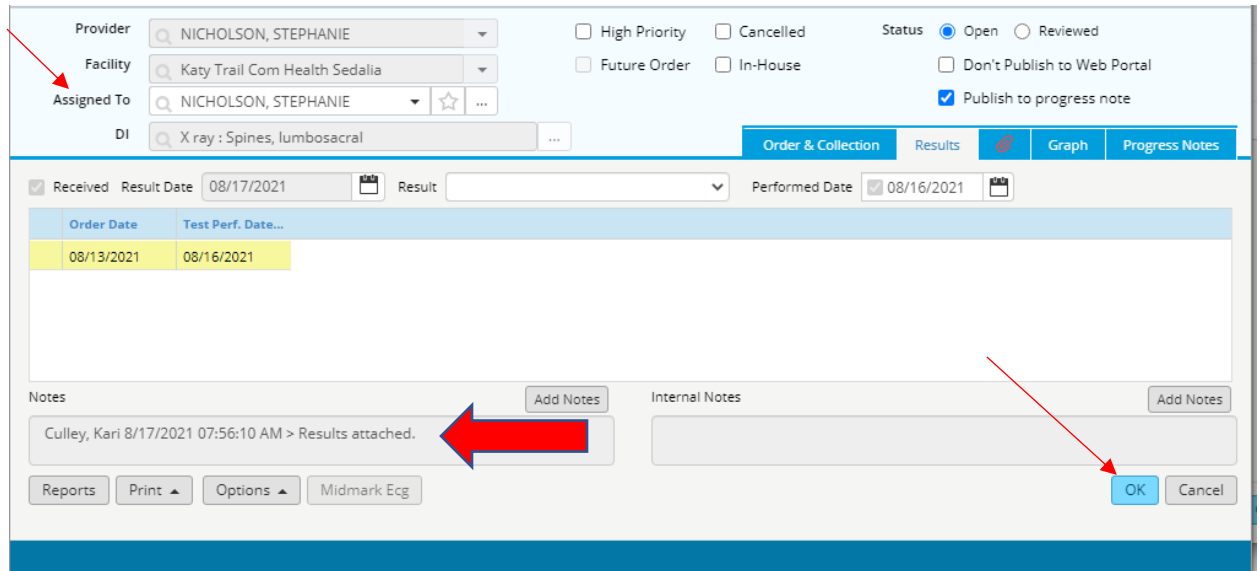


4. Select the appropriate test that matches the results and click on the name of that diagnostic.
5. Click on results tab and enter the date it was done under the performed date and that we have received it.



How to attach Diagnostic results

6. Enter in the notes box "Results attached". Make sure the Assigned provider is the same as the ordering provider. Then click "OK".



Provider: NICHOLSON, STEPHANIE
 Facility: Katy Trail Com Health Sedalia
 Assigned To: NICHOLSON, STEPHANIE
 DI: X ray : Spines, lumbosacral

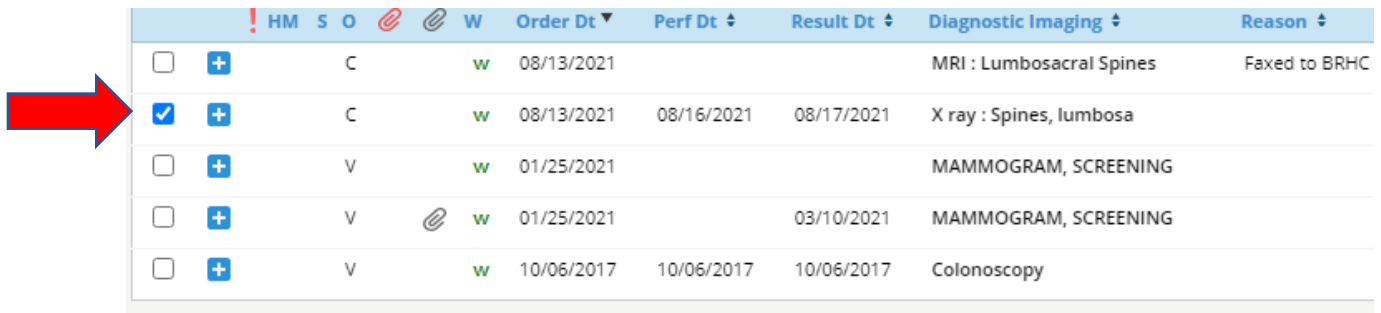
Received: Result Date: 08/17/2021 Performed Date: 08/16/2021

Order Date	Test Perf. Date...
08/13/2021	08/16/2021

Notes: Culley, Kari 8/17/2021 07:56:10 AM > Results attached.

Buttons: Reports, Print, Options, Midmark Ecg, Add Notes, Internal Notes, Add Notes, OK, Cancel

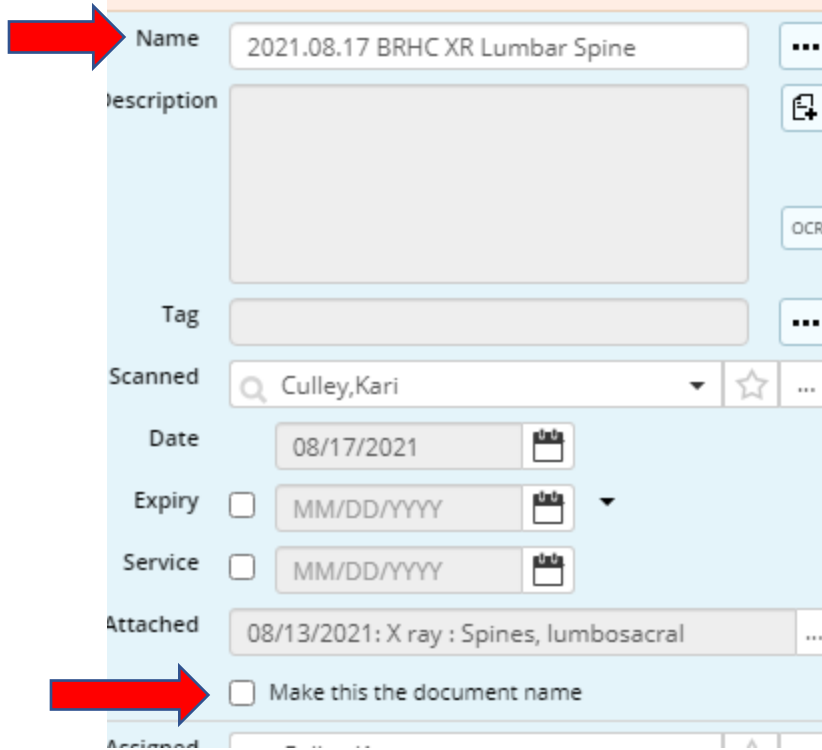
7. Then you will click on the box next to the order so it will get sent to the provider. Then click OK.



	! HM S O	W	Order Dt	Perf Dt	Result Dt	Diagnostic Imaging	Reason
<input type="checkbox"/>	C	w	08/13/2021			MRI : Lumbosacral Spines	Faxed to BRHC
<input checked="" type="checkbox"/>	C	w	08/13/2021	08/16/2021	08/17/2021	X ray : Spines, lumbosa	
<input type="checkbox"/>	V	w	01/25/2021			MAMMOGRAM, SCREENING	
<input type="checkbox"/>	V	w	01/25/2021		03/10/2021	MAMMOGRAM, SCREENING	
<input type="checkbox"/>	V	w	10/06/2017	10/06/2017	10/06/2017	Colonoscopy	

8. Click box next to "Make this the document name". Once that is done you will have to change the date up on the name to today's date.

How to attach Diagnostic results



Name 2021.08.17 BRHC XR Lumbar Spine ...

Description [Empty text area] [Add icon] [OCR]

Tag [Empty text area] ...

Scanned [Search icon] Culley,Kari [Dropdown arrow] [Star icon] ...

Date 08/17/2021 [Calendar icon]

Expiry MM/DD/YYYY [Calendar icon] [Dropdown arrow]

Service MM/DD/YYYY [Calendar icon]

Attached 08/13/2021: X ray : Spines, lumbosacral ...

Make this the document name

9. Then you will set the document as Reviewed and then click OK.

How to attach Diagnostic results

Reviewed Reviewed Doc & Lab High Priority

Name: 2021.08.17: X ray : Spines, lumbosacral ✕ ⋮

Description: 📎

Tag: ⋮

Scanned: ☆ ⋮

Date: 📅

Expiry: 📅

Service: 📅

Attached: ⋮

Make this the document name

Assigned: ▲ ☆ ⋮

Facility:

👤 📋 ➡ 🗑️ 📄 🖨️ OK



How to attach Diagnostic results