


How to Provide Patient with Education Materials

In the progress note, under “Plan” click on “Treatment”:

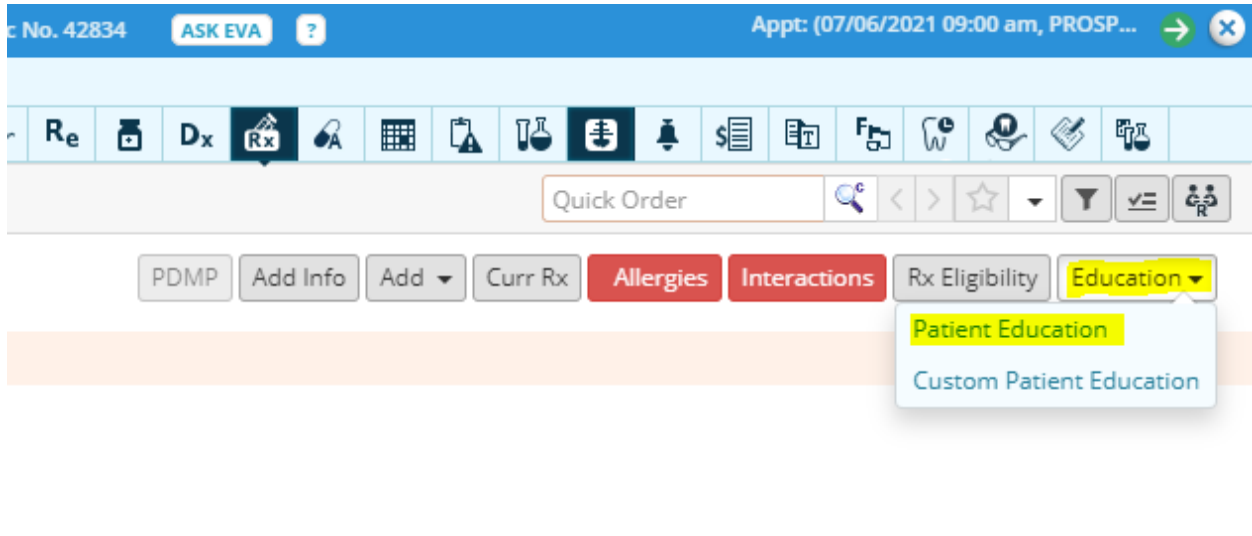
Plan:

Treatment: 

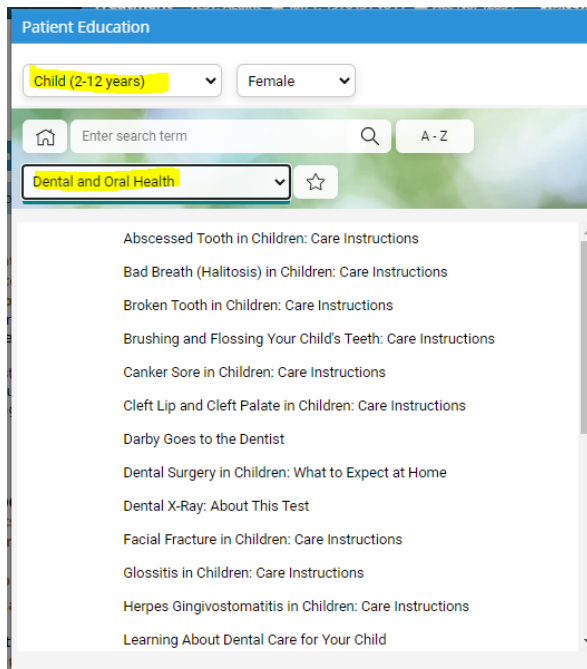
eMAR:

Procedures: 

In the top right portion of the pop-up, click on “Education”, then select “Patient Education”:

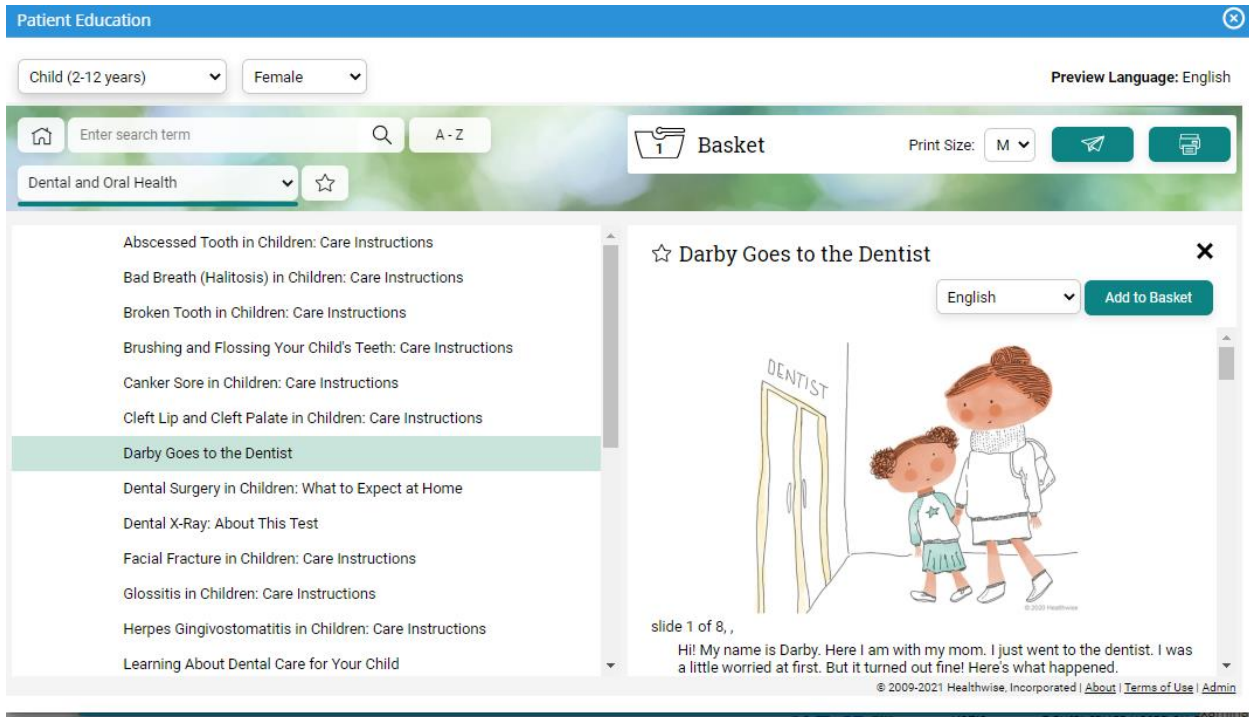


Select the age group in which the patient belongs followed by the category:



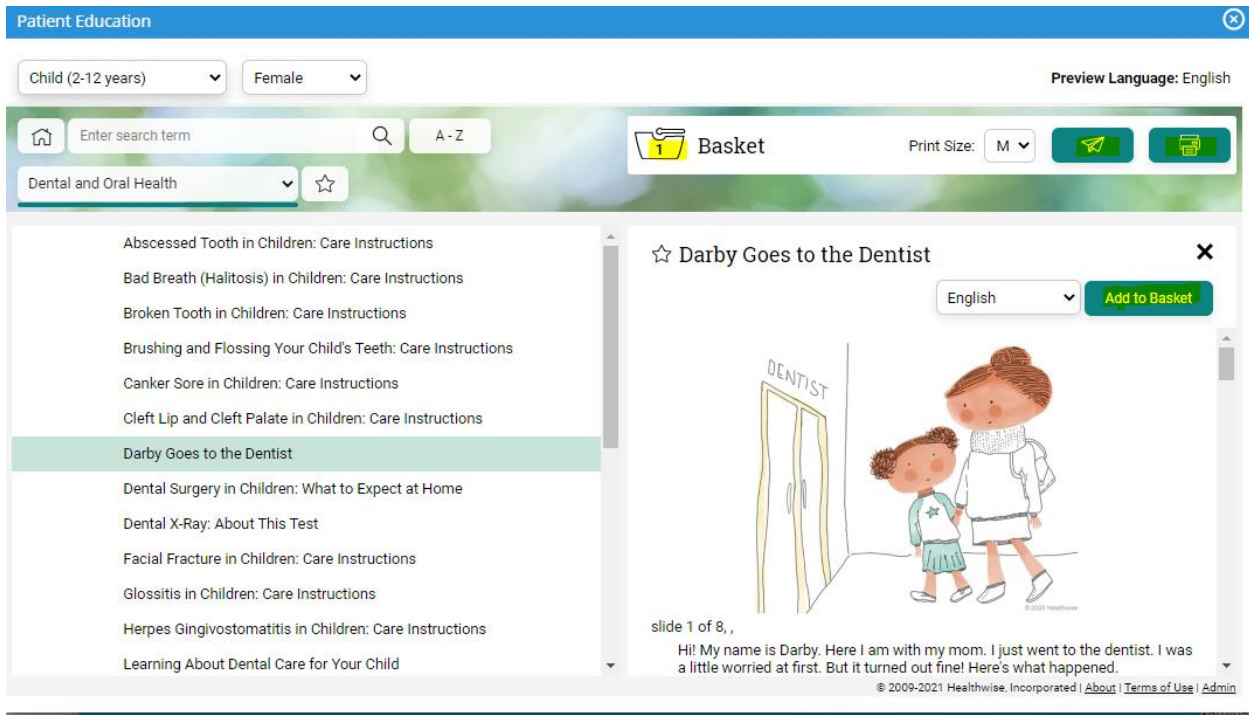
How to Provide Patient with Education Materials

Click on the topic to see a preview in the right panel:



The screenshot shows the 'Patient Education' interface. At the top, there are filters for 'Child (2-12 years)' and 'Female', and a 'Preview Language: English' indicator. Below the filters is a search bar with 'Enter search term' and 'A-Z' options. A 'Basket' icon is visible with a count of 1. The main content area is divided into two panels. The left panel is a list of topics under the category 'Dental and Oral Health'. The right panel is a preview of the selected topic, 'Darby Goes to the Dentist'. The preview includes an illustration of a child and a woman standing in front of a door labeled 'DENTIST'. Below the illustration, there is text: 'slide 1 of 8, Hi! My name is Darby. Here I am with my mom. I just went to the dentist. I was a little worried at first. But it turned out fine! Here's what happened.' At the bottom of the preview, there is a copyright notice: '© 2009-2021 Healthwise, Incorporated | About | Terms of Use | Admin'. The 'Add to Basket' button is highlighted in green.

If you want to provide this education to the patient/parent/caregiver, you click “Add to Basket”. You can select more than one education material to put in the basket. Next, click on the paper airplane to publish to their portal or select the printer to print out a hard copy for the patient.:



This screenshot is identical to the one above, showing the 'Patient Education' interface. The 'Add to Basket' button is now highlighted in green, indicating it has been clicked. The rest of the interface, including the filters, search bar, and topic list, remains the same.