
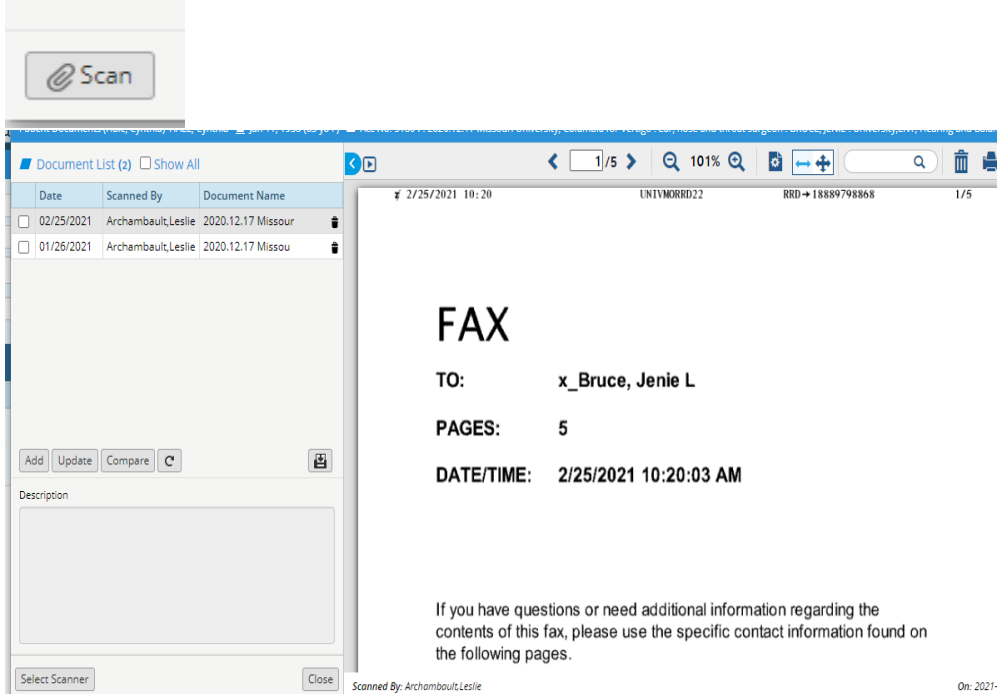
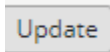


## How to Review Referral Consult notes

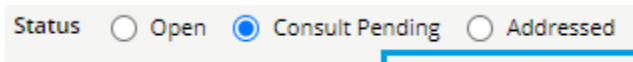
1. In your  Jellybean you will see your original referral. Click on the patients name to open the referral.
2. Click on the Scan button at the bottom of the screen and it will open the results.



3. Review the report and if you need to send it to your nurse you can click on the Update and make notes for your nurse and assign it to them.



4. Once you are done viewing the report close out of the screen and change the Status to Addressed on the original referral.





## How to Review Referral Consult notes