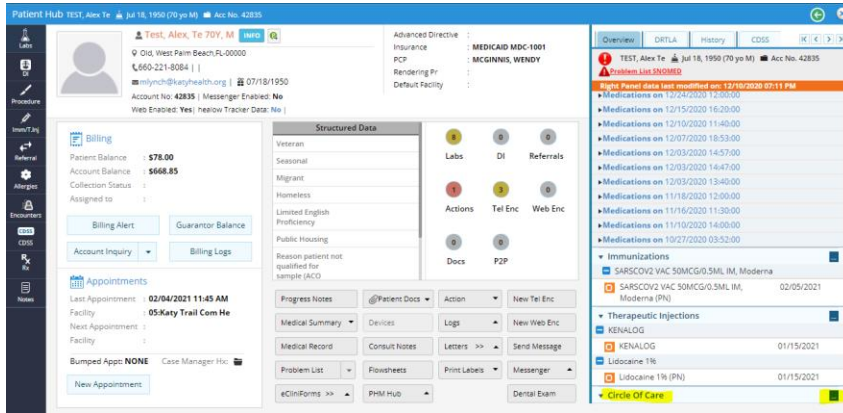


How to remove a staff Member from Circle of Care

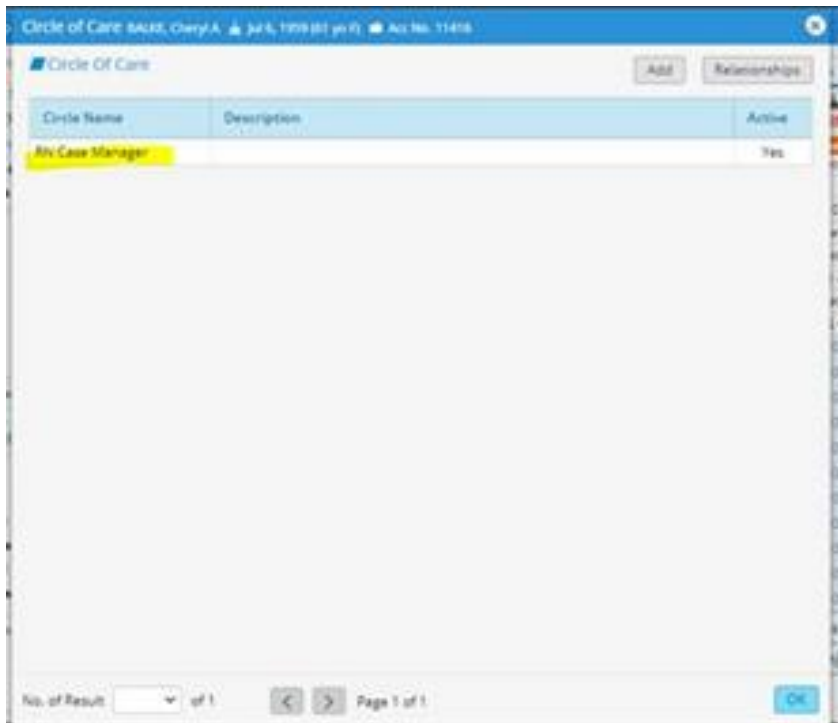
- Procedure for removing a staff member from the Circle of Care on eCW.
- Look up patient:



- In the Patient hub click on the three ... (ellipsis) buttons next to circle of care:

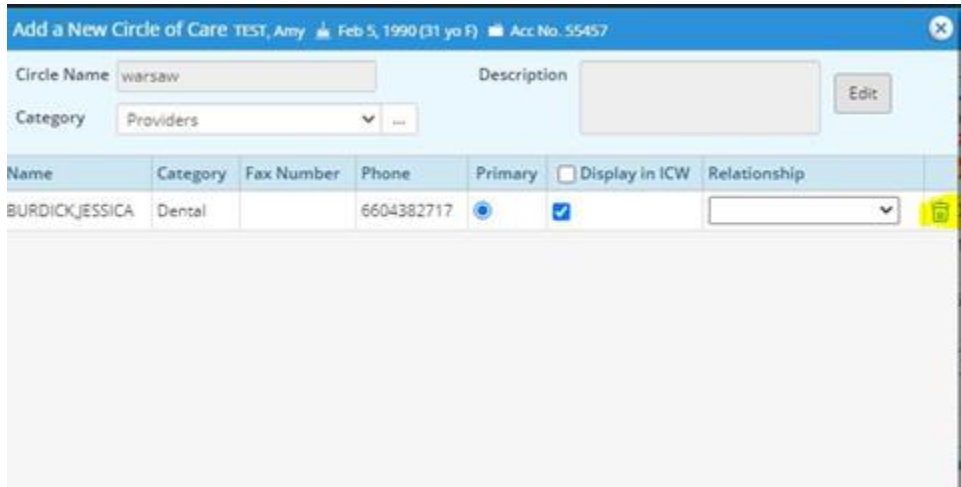


- It will bring up the following screen. Click on the circle name (i.e. Case Manager, Warsaw etc):



How to remove a staff Member from Circle of Care

- The next screen will appear – click on the trash can at the end of the row on the person you want to delete:



The screenshot shows a web application window titled "Add a New Circle of Care TEST, Amy Feb 5, 1990 (31 yo F) Acc.No. 55457". The interface includes a form for "Circle Name" (warsaw) and "Description", and a "Category" dropdown menu set to "Providers". Below the form is a table with the following columns: Name, Category, Fax Number, Phone, Primary, Display in ICW, and Relationship. The table contains one row for "BURDICK,JESSICA" with Category "Dental", Phone "6604382717", Primary checked, and Display in ICW checked. A yellow trash can icon is visible at the end of this row.

Name	Category	Fax Number	Phone	Primary	<input type="checkbox"/> Display in ICW	Relationship
BURDICK,JESSICA	Dental		6604382717	<input checked="" type="radio"/>	<input checked="" type="checkbox"/>	

- You have to log out and long back in for it to take effect.



How to remove a staff Member from Circle of Care